



Fire Prevention Fire Hydrant Flow Test



City of Pompano Beach • Bureau of Fire Prevention
100 West Atlantic Boulevard, Room 220 Pompano Beach, FL 33060
Phone: (954) 786-4695

City of Pompano Beach Fire Prevention will **WITNESS** all fire hydrant flow test that are required for fire flow purposes.

- City of Pompano Beach Code of Ordinances Title IX Chapter 95 Section 95.14(G). Fire hydrant flow tests.
 - The Fire Department shall witness all hydrant flow tests as required for fire protection systems.
 - All fire flow tests shall be in accordance with NFPA 291 and Broward County Amendments F-112.
 - Broward County Amendments F-112(e) - The static pressure at the water main shall be determined by a recorded method for a minimum twenty-four (24) hour period.
 - Morning of fire Hydrant static/residue connection contractor to provide documents of test equipment certification.

Information:

Date:	3/5/2020
Company Requesting Flow Test:	Phillips Fire Sprinklers, INC
Contact Name:	Alex Calvo
Contact Phone Number:	(954) 444-1135 (cell) (954) 217-0600 (office)
Email Address:	AlexC@PhillipsFire.com
Associated Application Number:	N/A
Associated Project Name:	Hidden Harbour (Future Project)

Proposed Date/Time for Fire Hydrant Flow Test: (8am – 9am)

- Request Hydrant Flow Test minimum 72 hours in advance.
- Connection of Fire Hydrant for 24 hour static/residual must be between 0730hrs and 0830hrs.

Requested Date:	3/11	Time:	8:00 AM
Alternate Date:	3/12	Time:	8:00 AM

Fire Hydrant Flow Test Location:

Hydrant Location - Static/Residual:	
Hydrant Location - Flow:	

Fire Hydrant Flow Test Witness Fee:

There is a \$150.00 fee for performing each flow test. All tests will be completed within 5 business days. Please include map/sketch showing streets/cross streets & locations of flow and residual fire hydrants. Return flow test application to the Bureau of Fire Prevention with form of payment for \$150.00.

Make check and money orders payable to "CITY OF POMPANO BEACH"

If mailing in application with payment send to the addressed listed below.

Pompano Beach Fire Prevention
100 W. Atlantic Blvd. – Room 220
Pompano Beach, FL 33060

NOTE TO TREASURY: Post to 001-0000-367.30-00

	Yes	No	
Flow Test Equipment Certification:			Date:

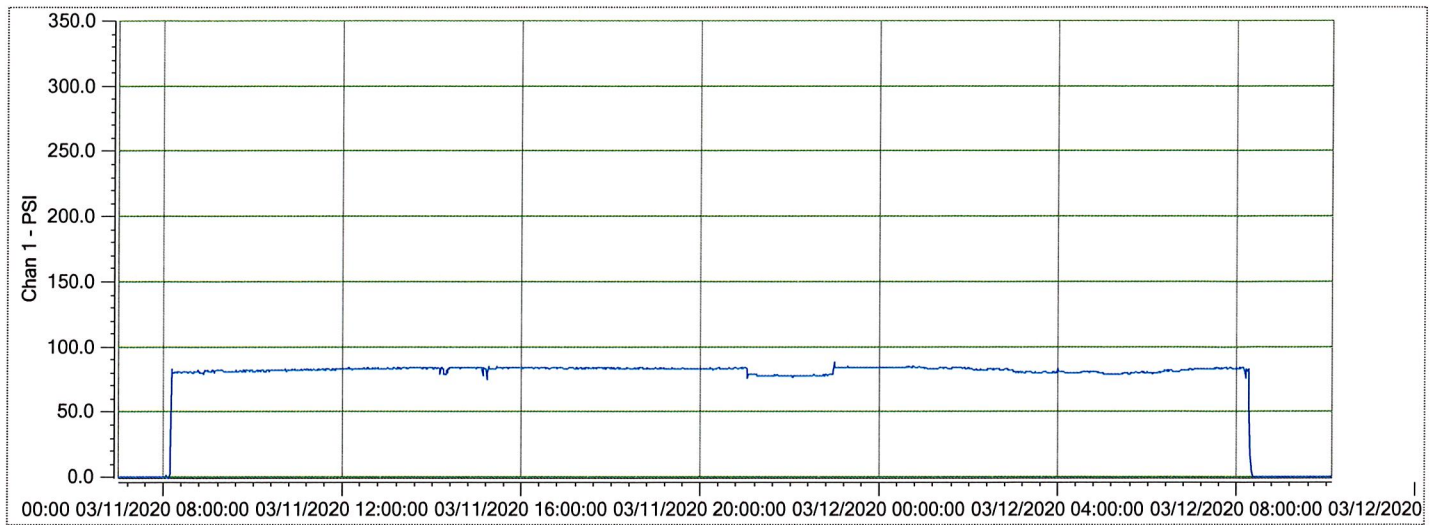
Fire Hydrant Id	Flow Pitot PSI	Flow GPM	Static Pressure 24 hr. Low PSI	Static Pressure Before Flow	Residual	Tip Size
						2.5"
				83.6 psi	75.5 psi	
Total Hydrant Flow:			1190 gpm			

- Fire Flow Data to be completed and entered on site.
- Fire flow data provided to Fire Prevention at a later date, must be signed/sealed by the Engineer of Record.

Person Conducting Flow Test:

Fire Inspector Witnessing Flow Test:

P&Z



Data Date: 03/11/2020 06:59:00

Unit Tag: PHILLIPS_1

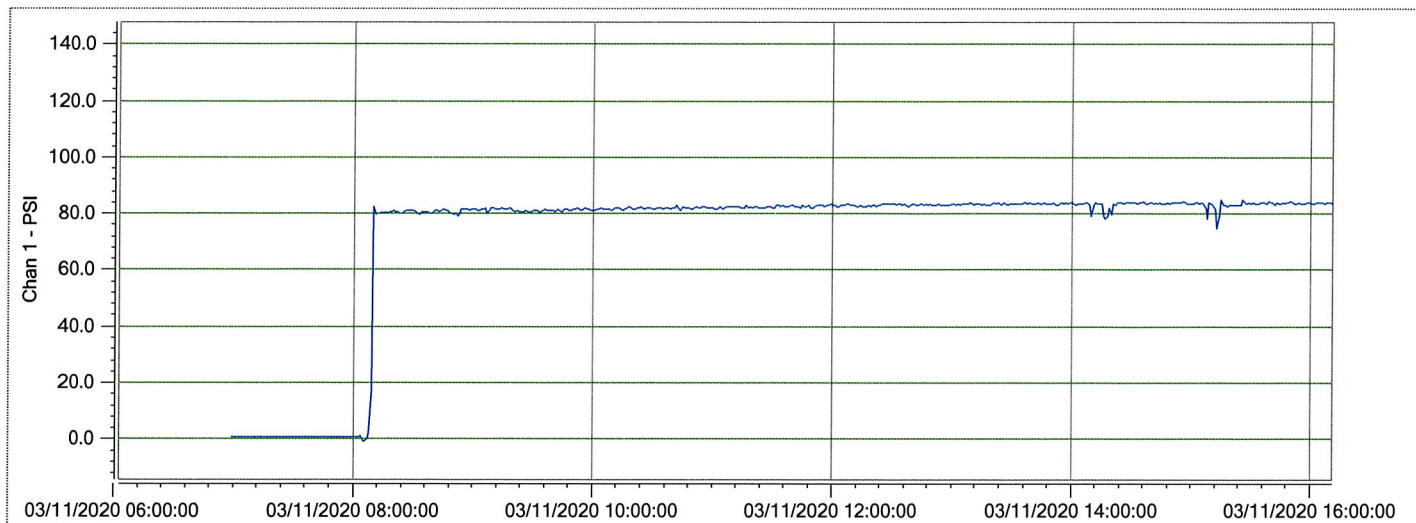
File:

Serial Number: 4102714C0

P&Z

PZ21-12000023

8/25/2021



Data Date: 03/11/2020 06:02:35

Unit Tag: PHILLIPS_1

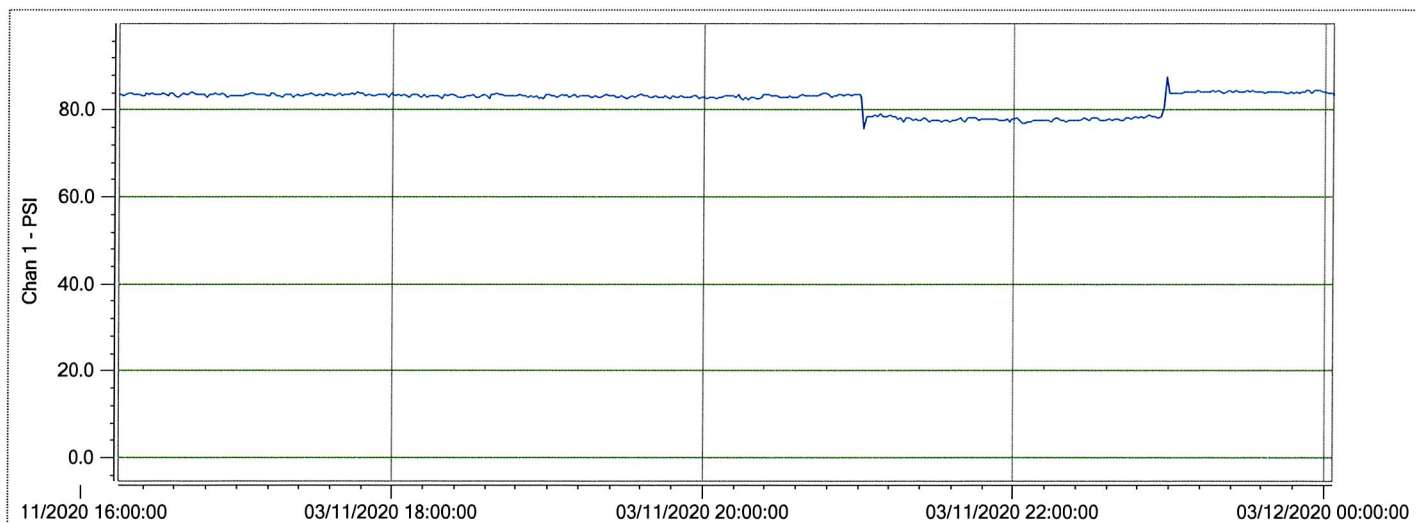
File:

Serial Number: 4102714C0

P&Z

PZ21-12000023

8/25/2021



Data Date: 03/11/2020 16:14:12

Unit Tag: PHILLIPS_1

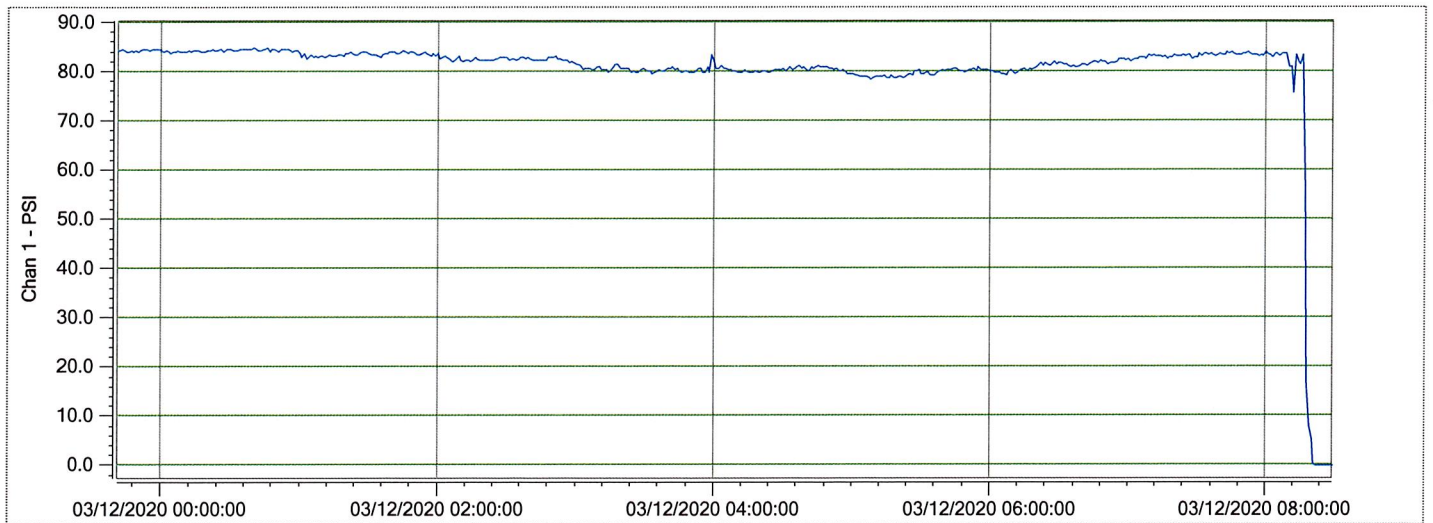
File:

Serial Number: 4102714C0

P&Z

PZ21-12000023

8/25/2021



Data Date: 03/11/2020 23:41:19

Unit Tag: PHILLIPS_1

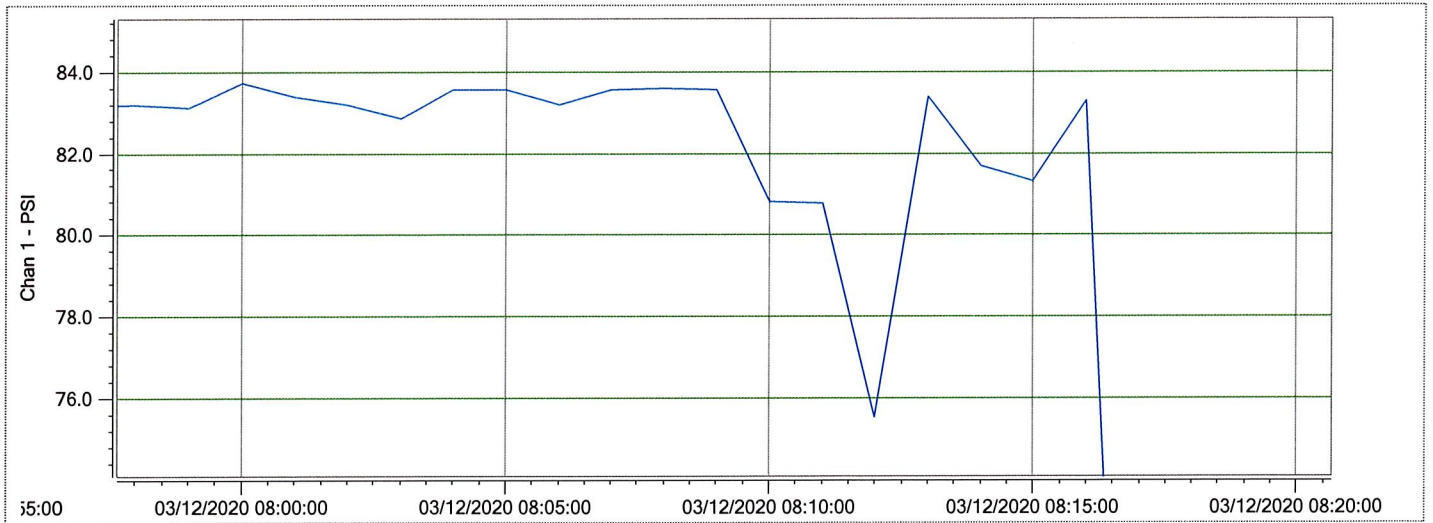
File:

Serial Number: 4102714C0

P&Z

PZ21-12000023

8/25/2021



Data Date: 03/12/2020 07:57:39

Unit Tag: PHILLIPS_1

File:

Serial Number: 4102714C0

P&Z

PZ21-12000023

8/25/2021

Summary

File:

Channel Summary

Chan	Chan Tag	Chan Type	Eng Units	Max	Min	Total Samples	Average	MKT	Start Time	Stop Time
Chan 1		Pressure	PSI	87.7	-0.8	1630	73.0		03/11/2020 06:59:00	03/12/2020 10:08:00

P&Z

PZ21-12000023

8/25/2021

Data Table - PHILLIPS_1

File:

Time MM/dd/yyyy hh:mm:ss	Chan 1 - PSI	Alm 1
03/11/2020 06:59:00	0.5	
03/11/2020 07:00:00	0.5	
03/11/2020 07:01:00	0.5	
03/11/2020 07:02:00	0.5	
03/11/2020 07:03:00	0.6	
03/11/2020 07:04:00	0.6	
03/11/2020 07:05:00	0.6	
03/11/2020 07:06:00	0.6	
03/11/2020 07:07:00	0.6	
03/11/2020 07:08:00	0.6	
03/11/2020 07:09:00	0.6	
03/11/2020 07:10:00	0.6	
03/11/2020 07:11:00	0.6	
03/11/2020 07:12:00	0.6	
03/11/2020 07:13:00	0.6	
03/11/2020 07:14:00	0.6	
03/11/2020 07:15:00	0.6	
03/11/2020 07:16:00	0.6	
03/11/2020 07:17:00	0.6	
03/11/2020 07:18:00	0.6	
03/11/2020 07:19:00	0.6	
03/11/2020 07:20:00	0.6	
03/11/2020 07:21:00	0.6	
03/11/2020 07:22:00	0.6	
03/11/2020 07:23:00	0.6	
03/11/2020 07:24:00	0.6	
03/11/2020 07:25:00	0.6	
03/11/2020 07:26:00	0.6	
03/11/2020 07:27:00	0.6	
03/11/2020 07:28:00	0.6	
03/11/2020 07:29:00	0.6	
03/11/2020 07:30:00	0.6	
03/11/2020 07:31:00	0.6	
03/11/2020 07:32:00	0.6	
03/11/2020 07:33:00	0.6	

P&Z

Data Table - PHILLIPS_1

File:

Time MM/dd/yyyy hh:mm:ss	Chan 1 - PSI	Alm 1
03/11/2020 07:34:00	0.6	
03/11/2020 07:35:00	0.6	
03/11/2020 07:36:00	0.6	
03/11/2020 07:37:00	0.6	
03/11/2020 07:38:00	0.6	
03/11/2020 07:39:00	0.7	
03/11/2020 07:40:00	0.6	
03/11/2020 07:41:00	0.7	
03/11/2020 07:42:00	0.7	
03/11/2020 07:43:00	0.6	
03/11/2020 07:44:00	0.6	
03/11/2020 07:45:00	0.6	
03/11/2020 07:46:00	0.6	
03/11/2020 07:47:00	0.7	
03/11/2020 07:48:00	0.6	
03/11/2020 07:49:00	0.6	
03/11/2020 07:50:00	0.7	
03/11/2020 07:51:00	0.6	
03/11/2020 07:52:00	0.7	
03/11/2020 07:53:00	0.6	
03/11/2020 07:54:00	0.6	
03/11/2020 07:55:00	0.7	
03/11/2020 07:56:00	0.7	
03/11/2020 07:57:00	0.7	
03/11/2020 07:58:00	0.7	
03/11/2020 07:59:00	0.7	
03/11/2020 08:00:00	0.7	
03/11/2020 08:01:00	0.7	
03/11/2020 08:02:00	0.7	
03/11/2020 08:03:00	0.8	
03/11/2020 08:04:00	1.0	
03/11/2020 08:05:00	-0.8	
03/11/2020 08:06:00	-0.8	
03/11/2020 08:07:00	0.1	
03/11/2020 08:08:00	1.9	
03/11/2020 08:09:00	17.0	
03/11/2020 08:10:00	82.5	
03/11/2020 08:11:00	79.8	
03/11/2020 08:12:00	80.1	
03/11/2020 08:13:00	80.1	
03/11/2020 08:14:00	80.7	

P&Z

Data Table - PHILLIPS_1

File:

Time MM/dd/yyyy hh:mm:ss	Chan 1 - PSI	Alm 1
03/11/2020 08:15:00	79.9	
03/11/2020 08:16:00	80.6	
03/11/2020 08:17:00	80.2	
03/11/2020 08:18:00	80.6	
03/11/2020 08:19:00	80.6	
03/11/2020 08:20:00	80.9	
03/11/2020 08:21:00	80.8	
03/11/2020 08:22:00	80.7	
03/11/2020 08:23:00	80.0	
03/11/2020 08:24:00	80.2	
03/11/2020 08:25:00	80.7	
03/11/2020 08:26:00	81.3	
03/11/2020 08:27:00	81.2	
03/11/2020 08:28:00	81.2	
03/11/2020 08:29:00	81.0	
03/11/2020 08:30:00	81.0	
03/11/2020 08:31:00	80.4	
03/11/2020 08:32:00	80.0	
03/11/2020 08:33:00	79.6	
03/11/2020 08:34:00	80.7	
03/11/2020 08:35:00	80.6	
03/11/2020 08:36:00	80.3	
03/11/2020 08:37:00	80.5	
03/11/2020 08:38:00	80.0	
03/11/2020 08:39:00	79.9	
03/11/2020 08:40:00	80.4	
03/11/2020 08:41:00	80.9	
03/11/2020 08:42:00	80.9	
03/11/2020 08:43:00	80.7	
03/11/2020 08:44:00	81.2	
03/11/2020 08:45:00	81.6	
03/11/2020 08:46:00	80.8	
03/11/2020 08:47:00	81.0	
03/11/2020 08:48:00	80.2	
03/11/2020 08:49:00	80.0	
03/11/2020 08:50:00	79.5	
03/11/2020 08:51:00	79.9	
03/11/2020 08:52:00	79.3	
03/11/2020 08:53:00	80.0	
03/11/2020 08:54:00	81.6	
03/11/2020 08:55:00	81.3	

P&Z

Data Table - PHILLIPS_1

File:

Time MM/dd/yyyy hh:mm:ss	Chan 1 - PSI	Alm 1
03/11/2020 08:56:00	81.4	
03/11/2020 08:57:00	81.6	
03/11/2020 08:58:00	81.2	
03/11/2020 08:59:00	81.4	
03/11/2020 09:00:00	81.4	
03/11/2020 09:01:00	81.3	
03/11/2020 09:02:00	81.0	
03/11/2020 09:03:00	81.1	
03/11/2020 09:04:00	81.4	
03/11/2020 09:05:00	81.7	
03/11/2020 09:06:00	81.8	
03/11/2020 09:07:00	80.0	
03/11/2020 09:08:00	81.3	
03/11/2020 09:09:00	81.8	
03/11/2020 09:10:00	81.9	
03/11/2020 09:11:00	81.5	
03/11/2020 09:12:00	81.5	
03/11/2020 09:13:00	81.4	
03/11/2020 09:14:00	81.8	
03/11/2020 09:15:00	81.5	
03/11/2020 09:16:00	81.4	
03/11/2020 09:17:00	81.8	
03/11/2020 09:18:00	82.0	
03/11/2020 09:19:00	81.4	
03/11/2020 09:20:00	81.1	
03/11/2020 09:21:00	80.6	
03/11/2020 09:22:00	80.9	
03/11/2020 09:23:00	80.7	
03/11/2020 09:24:00	80.6	
03/11/2020 09:25:00	80.7	
03/11/2020 09:26:00	81.0	
03/11/2020 09:27:00	80.6	
03/11/2020 09:28:00	80.6	
03/11/2020 09:29:00	80.6	
03/11/2020 09:30:00	81.3	
03/11/2020 09:31:00	80.8	
03/11/2020 09:32:00	81.0	
03/11/2020 09:33:00	80.8	
03/11/2020 09:34:00	80.7	
03/11/2020 09:35:00	81.0	
03/11/2020 09:36:00	81.6	

P&Z

Data Table - PHILLIPS_1

File:

Time MM/dd/yyyy hh:mm:ss	Chan 1 - PSI	Alm 1
03/11/2020 09:37:00	81.3	
03/11/2020 09:38:00	81.0	
03/11/2020 09:39:00	80.8	
03/11/2020 09:40:00	81.0	
03/11/2020 09:41:00	80.7	
03/11/2020 09:42:00	81.5	
03/11/2020 09:43:00	81.0	
03/11/2020 09:44:00	80.7	
03/11/2020 09:45:00	81.0	
03/11/2020 09:46:00	81.4	
03/11/2020 09:47:00	81.6	
03/11/2020 09:48:00	81.2	
03/11/2020 09:49:00	81.2	
03/11/2020 09:50:00	81.6	
03/11/2020 09:51:00	81.6	
03/11/2020 09:52:00	82.2	
03/11/2020 09:53:00	81.8	
03/11/2020 09:54:00	80.8	
03/11/2020 09:55:00	81.5	
03/11/2020 09:56:00	82.1	
03/11/2020 09:57:00	81.4	
03/11/2020 09:58:00	81.5	
03/11/2020 09:59:00	81.0	
03/11/2020 10:00:00	81.2	
03/11/2020 10:01:00	81.0	
03/11/2020 10:02:00	81.3	
03/11/2020 10:03:00	81.3	
03/11/2020 10:04:00	81.9	
03/11/2020 10:05:00	81.6	
03/11/2020 10:06:00	81.4	
03/11/2020 10:07:00	81.4	
03/11/2020 10:08:00	81.4	
03/11/2020 10:09:00	81.0	
03/11/2020 10:10:00	81.5	
03/11/2020 10:11:00	82.1	
03/11/2020 10:12:00	81.9	
03/11/2020 10:13:00	81.9	
03/11/2020 10:14:00	81.3	
03/11/2020 10:15:00	81.1	
03/11/2020 10:16:00	81.3	
03/11/2020 10:17:00	81.8	

P&Z

Data Table - PHILLIPS_1

File:

Time MM/dd/yyyy hh:mm:ss	Chan 1 - PSI	Alm 1
03/11/2020 10:18:00	82.3	
03/11/2020 10:19:00	81.8	
03/11/2020 10:20:00	81.4	
03/11/2020 10:21:00	81.4	
03/11/2020 10:22:00	81.8	
03/11/2020 10:23:00	82.1	
03/11/2020 10:24:00	82.3	
03/11/2020 10:25:00	82.0	
03/11/2020 10:26:00	81.7	
03/11/2020 10:27:00	82.1	
03/11/2020 10:28:00	82.2	
03/11/2020 10:29:00	81.9	
03/11/2020 10:30:00	81.4	
03/11/2020 10:31:00	81.7	
03/11/2020 10:32:00	82.1	
03/11/2020 10:33:00	81.8	
03/11/2020 10:34:00	82.1	
03/11/2020 10:35:00	81.7	
03/11/2020 10:36:00	82.1	
03/11/2020 10:37:00	82.0	
03/11/2020 10:38:00	81.8	
03/11/2020 10:39:00	81.7	
03/11/2020 10:40:00	82.2	
03/11/2020 10:41:00	82.0	
03/11/2020 10:42:00	82.9	
03/11/2020 10:43:00	81.6	
03/11/2020 10:44:00	81.2	
03/11/2020 10:45:00	82.3	
03/11/2020 10:46:00	82.1	
03/11/2020 10:47:00	82.1	
03/11/2020 10:48:00	82.2	
03/11/2020 10:49:00	81.6	
03/11/2020 10:50:00	81.7	
03/11/2020 10:51:00	82.1	
03/11/2020 10:52:00	82.5	
03/11/2020 10:53:00	82.0	
03/11/2020 10:54:00	82.2	
03/11/2020 10:55:00	82.5	
03/11/2020 10:56:00	82.4	
03/11/2020 10:57:00	82.2	
03/11/2020 10:58:00	81.9	

P&Z

Data Table - PHILLIPS_1

File:

Time MM/dd/yyyy hh:mm:ss	Chan 1 - PSI	Alm 1
03/11/2020 10:59:00	81.8	
03/11/2020 11:00:00	82.0	
03/11/2020 11:01:00	81.7	
03/11/2020 11:02:00	81.7	
03/11/2020 11:03:00	82.1	
03/11/2020 11:04:00	82.7	
03/11/2020 11:05:00	81.5	
03/11/2020 11:06:00	82.0	
03/11/2020 11:07:00	82.3	
03/11/2020 11:08:00	82.7	
03/11/2020 11:09:00	82.7	
03/11/2020 11:10:00	82.3	
03/11/2020 11:11:00	82.4	
03/11/2020 11:12:00	82.3	
03/11/2020 11:13:00	82.5	
03/11/2020 11:14:00	82.0	
03/11/2020 11:15:00	81.9	
03/11/2020 11:16:00	82.1	
03/11/2020 11:17:00	83.2	
03/11/2020 11:18:00	82.1	
03/11/2020 11:19:00	82.4	
03/11/2020 11:20:00	82.2	
03/11/2020 11:21:00	82.5	
03/11/2020 11:22:00	82.3	
03/11/2020 11:23:00	82.2	
03/11/2020 11:24:00	82.0	
03/11/2020 11:25:00	82.1	
03/11/2020 11:26:00	82.1	
03/11/2020 11:27:00	82.7	
03/11/2020 11:28:00	82.3	
03/11/2020 11:29:00	82.5	
03/11/2020 11:30:00	82.1	
03/11/2020 11:31:00	82.1	
03/11/2020 11:32:00	83.0	
03/11/2020 11:33:00	82.9	
03/11/2020 11:34:00	82.4	
03/11/2020 11:35:00	82.8	
03/11/2020 11:36:00	82.4	
03/11/2020 11:37:00	82.3	
03/11/2020 11:38:00	82.6	
03/11/2020 11:39:00	83.1	

P&Z

Data Table - PHILLIPS_1

File:

Time MM/dd/yyyy hh:mm:ss	Chan 1 - PSI	Alm 1
03/11/2020 11:40:00	83.1	
03/11/2020 11:41:00	82.6	
03/11/2020 11:42:00	82.7	
03/11/2020 11:43:00	82.4	
03/11/2020 11:44:00	82.2	
03/11/2020 11:45:00	83.1	
03/11/2020 11:46:00	82.7	
03/11/2020 11:47:00	82.4	
03/11/2020 11:48:00	82.9	
03/11/2020 11:49:00	82.2	
03/11/2020 11:50:00	82.2	
03/11/2020 11:51:00	82.7	
03/11/2020 11:52:00	83.1	
03/11/2020 11:53:00	82.9	
03/11/2020 11:54:00	82.9	
03/11/2020 11:55:00	83.0	
03/11/2020 11:56:00	82.5	
03/11/2020 11:57:00	82.8	
03/11/2020 11:58:00	83.0	
03/11/2020 11:59:00	83.3	
03/11/2020 12:00:00	82.9	
03/11/2020 12:01:00	82.8	
03/11/2020 12:02:00	82.7	
03/11/2020 12:03:00	82.5	
03/11/2020 12:04:00	83.0	
03/11/2020 12:05:00	83.0	
03/11/2020 12:06:00	83.1	
03/11/2020 12:07:00	83.5	
03/11/2020 12:08:00	83.5	
03/11/2020 12:09:00	83.1	
03/11/2020 12:10:00	83.2	
03/11/2020 12:11:00	82.8	
03/11/2020 12:12:00	82.7	
03/11/2020 12:13:00	82.3	
03/11/2020 12:14:00	83.1	
03/11/2020 12:15:00	82.7	
03/11/2020 12:16:00	82.7	
03/11/2020 12:17:00	82.6	
03/11/2020 12:18:00	82.9	
03/11/2020 12:19:00	82.6	
03/11/2020 12:20:00	82.8	

P&Z

Data Table - PHILLIPS_1

File:

Time MM/dd/yyyy hh:mm:ss	Chan 1 - PSI	Alm 1
03/11/2020 12:21:00	82.9	
03/11/2020 12:22:00	82.4	
03/11/2020 12:23:00	82.9	
03/11/2020 12:24:00	82.9	
03/11/2020 12:25:00	83.3	
03/11/2020 12:26:00	83.3	
03/11/2020 12:27:00	83.4	
03/11/2020 12:28:00	83.5	
03/11/2020 12:29:00	83.3	
03/11/2020 12:30:00	83.3	
03/11/2020 12:31:00	83.3	
03/11/2020 12:32:00	82.9	
03/11/2020 12:33:00	83.7	
03/11/2020 12:34:00	83.7	
03/11/2020 12:35:00	83.2	
03/11/2020 12:36:00	83.4	
03/11/2020 12:37:00	83.1	
03/11/2020 12:38:00	82.7	
03/11/2020 12:39:00	83.0	
03/11/2020 12:40:00	83.6	
03/11/2020 12:41:00	83.3	
03/11/2020 12:42:00	82.9	
03/11/2020 12:43:00	83.0	
03/11/2020 12:44:00	83.5	
03/11/2020 12:45:00	83.3	
03/11/2020 12:46:00	83.1	
03/11/2020 12:47:00	83.5	
03/11/2020 12:48:00	83.2	
03/11/2020 12:49:00	83.4	
03/11/2020 12:50:00	82.8	
03/11/2020 12:51:00	83.0	
03/11/2020 12:52:00	83.0	
03/11/2020 12:53:00	83.4	
03/11/2020 12:54:00	83.2	
03/11/2020 12:55:00	83.0	
03/11/2020 12:56:00	83.2	
03/11/2020 12:57:00	83.2	
03/11/2020 12:58:00	83.1	
03/11/2020 12:59:00	83.1	
03/11/2020 13:00:00	83.5	
03/11/2020 13:01:00	83.4	

Data Table - PHILLIPS_1

File:

Time MM/dd/yyyy hh:mm:ss	Chan 1 - PSI	Alm 1
03/11/2020 13:02:00	83.2	
03/11/2020 13:03:00	83.3	
03/11/2020 13:04:00	83.1	
03/11/2020 13:05:00	83.4	
03/11/2020 13:06:00	83.4	
03/11/2020 13:07:00	83.4	
03/11/2020 13:08:00	83.6	
03/11/2020 13:09:00	83.9	
03/11/2020 13:10:00	83.6	
03/11/2020 13:11:00	83.2	
03/11/2020 13:12:00	83.4	
03/11/2020 13:13:00	83.6	
03/11/2020 13:14:00	83.5	
03/11/2020 13:15:00	83.1	
03/11/2020 13:16:00	83.7	
03/11/2020 13:17:00	83.1	
03/11/2020 13:18:00	83.2	
03/11/2020 13:19:00	83.1	
03/11/2020 13:20:00	83.5	
03/11/2020 13:21:00	84.0	
03/11/2020 13:22:00	83.6	
03/11/2020 13:23:00	83.7	
03/11/2020 13:24:00	83.6	
03/11/2020 13:25:00	82.8	
03/11/2020 13:26:00	84.0	
03/11/2020 13:27:00	83.3	
03/11/2020 13:28:00	83.1	
03/11/2020 13:29:00	83.7	
03/11/2020 13:30:00	83.6	
03/11/2020 13:31:00	83.5	
03/11/2020 13:32:00	83.6	
03/11/2020 13:33:00	83.7	
03/11/2020 13:34:00	83.7	
03/11/2020 13:35:00	83.7	
03/11/2020 13:36:00	84.2	
03/11/2020 13:37:00	83.8	
03/11/2020 13:38:00	83.5	
03/11/2020 13:39:00	83.8	
03/11/2020 13:40:00	83.5	
03/11/2020 13:41:00	83.5	
03/11/2020 13:42:00	83.5	

P&Z

Data Table - PHILLIPS_1

File:

Time MM/dd/yyyy hh:mm:ss	Chan 1 - PSI	Alm 1
03/11/2020 13:43:00	84.1	
03/11/2020 13:44:00	83.7	
03/11/2020 13:45:00	83.3	
03/11/2020 13:46:00	83.8	
03/11/2020 13:47:00	83.3	
03/11/2020 13:48:00	83.7	
03/11/2020 13:49:00	83.7	
03/11/2020 13:50:00	83.7	
03/11/2020 13:51:00	83.9	
03/11/2020 13:52:00	83.0	
03/11/2020 13:53:00	83.2	
03/11/2020 13:54:00	83.7	
03/11/2020 13:55:00	83.7	
03/11/2020 13:56:00	83.6	
03/11/2020 13:57:00	83.8	
03/11/2020 13:58:00	83.5	
03/11/2020 13:59:00	83.7	
03/11/2020 14:00:00	83.9	
03/11/2020 14:01:00	83.4	
03/11/2020 14:02:00	83.0	
03/11/2020 14:03:00	83.6	
03/11/2020 14:04:00	83.7	
03/11/2020 14:05:00	83.5	
03/11/2020 14:06:00	83.3	
03/11/2020 14:07:00	83.7	
03/11/2020 14:08:00	83.9	
03/11/2020 14:09:00	83.1	
03/11/2020 14:10:00	78.9	
03/11/2020 14:11:00	82.8	
03/11/2020 14:12:00	83.9	
03/11/2020 14:13:00	83.5	
03/11/2020 14:14:00	83.4	
03/11/2020 14:15:00	83.3	
03/11/2020 14:16:00	78.9	
03/11/2020 14:17:00	78.2	
03/11/2020 14:18:00	79.0	
03/11/2020 14:19:00	81.8	
03/11/2020 14:20:00	79.6	
03/11/2020 14:21:00	83.4	
03/11/2020 14:22:00	83.1	
03/11/2020 14:23:00	83.7	

P&Z

Data Table - PHILLIPS_1

File:

Time MM/dd/yyyy hh:mm:ss	Chan 1 - PSI	Alm 1
03/11/2020 14:24:00	83.9	
03/11/2020 14:25:00	83.9	
03/11/2020 14:26:00	83.7	
03/11/2020 14:27:00	83.9	
03/11/2020 14:28:00	83.8	
03/11/2020 14:29:00	83.9	
03/11/2020 14:30:00	83.9	
03/11/2020 14:31:00	83.9	
03/11/2020 14:32:00	84.1	
03/11/2020 14:33:00	83.7	
03/11/2020 14:34:00	84.0	
03/11/2020 14:35:00	83.9	
03/11/2020 14:36:00	84.3	
03/11/2020 14:37:00	83.6	
03/11/2020 14:38:00	83.4	
03/11/2020 14:39:00	83.7	
03/11/2020 14:40:00	83.8	
03/11/2020 14:41:00	83.6	
03/11/2020 14:42:00	83.8	
03/11/2020 14:43:00	83.7	
03/11/2020 14:44:00	83.8	
03/11/2020 14:45:00	83.6	
03/11/2020 14:46:00	83.5	
03/11/2020 14:47:00	83.7	
03/11/2020 14:48:00	83.9	
03/11/2020 14:49:00	83.7	
03/11/2020 14:50:00	83.8	
03/11/2020 14:51:00	84.1	
03/11/2020 14:52:00	83.7	
03/11/2020 14:53:00	84.1	
03/11/2020 14:54:00	83.9	
03/11/2020 14:55:00	84.1	
03/11/2020 14:56:00	84.3	
03/11/2020 14:57:00	84.0	
03/11/2020 14:58:00	83.5	
03/11/2020 14:59:00	83.3	
03/11/2020 15:00:00	83.6	
03/11/2020 15:01:00	83.6	
03/11/2020 15:02:00	84.0	
03/11/2020 15:03:00	83.8	
03/11/2020 15:04:00	83.7	

P&Z

Data Table - PHILLIPS_1

File:

Time MM/dd/yyyy hh:mm:ss	Chan 1 - PSI	Alm 1
03/11/2020 15:05:00	83.8	
03/11/2020 15:06:00	83.5	
03/11/2020 15:07:00	81.8	
03/11/2020 15:08:00	78.1	
03/11/2020 15:09:00	84.1	
03/11/2020 15:10:00	83.3	
03/11/2020 15:11:00	83.2	
03/11/2020 15:12:00	81.8	
03/11/2020 15:13:00	74.7	
03/11/2020 15:14:00	79.5	
03/11/2020 15:15:00	85.0	
03/11/2020 15:16:00	83.1	
03/11/2020 15:17:00	83.1	
03/11/2020 15:18:00	82.7	
03/11/2020 15:19:00	83.1	
03/11/2020 15:20:00	83.0	
03/11/2020 15:21:00	83.0	
03/11/2020 15:22:00	83.1	
03/11/2020 15:23:00	82.9	
03/11/2020 15:24:00	82.9	
03/11/2020 15:25:00	83.2	
03/11/2020 15:26:00	84.9	
03/11/2020 15:27:00	83.9	
03/11/2020 15:28:00	83.7	
03/11/2020 15:29:00	83.9	
03/11/2020 15:30:00	83.6	
03/11/2020 15:31:00	83.9	
03/11/2020 15:32:00	83.6	
03/11/2020 15:33:00	83.4	
03/11/2020 15:34:00	83.7	
03/11/2020 15:35:00	84.0	
03/11/2020 15:36:00	84.0	
03/11/2020 15:37:00	83.9	
03/11/2020 15:38:00	83.7	
03/11/2020 15:39:00	84.2	
03/11/2020 15:40:00	84.0	
03/11/2020 15:41:00	83.9	
03/11/2020 15:42:00	83.2	
03/11/2020 15:43:00	83.8	
03/11/2020 15:44:00	83.5	
03/11/2020 15:45:00	83.7	

P&Z

Data Table - PHILLIPS_1

File:

Time MM/dd/yyyy hh:mm:ss	Chan 1 - PSI	Alm 1
03/11/2020 15:46:00	84.1	
03/11/2020 15:47:00	83.7	
03/11/2020 15:48:00	83.8	
03/11/2020 15:49:00	83.8	
03/11/2020 15:50:00	84.3	
03/11/2020 15:51:00	83.8	
03/11/2020 15:52:00	83.5	
03/11/2020 15:53:00	83.6	
03/11/2020 15:54:00	84.2	
03/11/2020 15:55:00	83.7	
03/11/2020 15:56:00	83.7	
03/11/2020 15:57:00	83.7	
03/11/2020 15:58:00	83.8	
03/11/2020 15:59:00	84.2	
03/11/2020 16:00:00	84.0	
03/11/2020 16:01:00	83.7	
03/11/2020 16:02:00	83.4	
03/11/2020 16:03:00	84.1	
03/11/2020 16:04:00	83.7	
03/11/2020 16:05:00	84.1	
03/11/2020 16:06:00	83.9	
03/11/2020 16:07:00	83.5	
03/11/2020 16:08:00	84.0	
03/11/2020 16:09:00	84.1	
03/11/2020 16:10:00	83.8	
03/11/2020 16:11:00	83.5	
03/11/2020 16:12:00	84.1	
03/11/2020 16:13:00	83.9	
03/11/2020 16:14:00	83.5	
03/11/2020 16:15:00	83.7	
03/11/2020 16:16:00	83.3	
03/11/2020 16:17:00	83.6	
03/11/2020 16:18:00	83.8	
03/11/2020 16:19:00	83.9	
03/11/2020 16:20:00	83.5	
03/11/2020 16:21:00	83.7	
03/11/2020 16:22:00	83.5	
03/11/2020 16:23:00	83.3	
03/11/2020 16:24:00	83.3	
03/11/2020 16:25:00	83.9	
03/11/2020 16:26:00	83.6	

P&Z

Data Table - PHILLIPS_1

File:

Time MM/dd/yyyy hh:mm:ss	Chan 1 - PSI	Alm 1
03/11/2020 16:27:00	83.8	
03/11/2020 16:28:00	83.5	
03/11/2020 16:29:00	83.5	
03/11/2020 16:30:00	83.7	
03/11/2020 16:31:00	83.9	
03/11/2020 16:32:00	83.6	
03/11/2020 16:33:00	83.3	
03/11/2020 16:34:00	83.9	
03/11/2020 16:35:00	84.1	
03/11/2020 16:36:00	83.3	
03/11/2020 16:37:00	83.0	
03/11/2020 16:38:00	83.3	
03/11/2020 16:39:00	84.0	
03/11/2020 16:40:00	83.5	
03/11/2020 16:41:00	83.5	
03/11/2020 16:42:00	84.1	
03/11/2020 16:43:00	83.8	
03/11/2020 16:44:00	83.6	
03/11/2020 16:45:00	83.6	
03/11/2020 16:46:00	83.7	
03/11/2020 16:47:00	83.6	
03/11/2020 16:48:00	82.9	
03/11/2020 16:49:00	83.7	
03/11/2020 16:50:00	83.6	
03/11/2020 16:51:00	83.9	
03/11/2020 16:52:00	83.5	
03/11/2020 16:53:00	83.6	
03/11/2020 16:54:00	83.9	
03/11/2020 16:55:00	83.6	
03/11/2020 16:56:00	83.1	
03/11/2020 16:57:00	83.3	
03/11/2020 16:58:00	83.2	
03/11/2020 16:59:00	83.2	
03/11/2020 17:00:00	83.3	
03/11/2020 17:01:00	83.3	
03/11/2020 17:02:00	83.3	
03/11/2020 17:03:00	83.5	
03/11/2020 17:04:00	83.5	
03/11/2020 17:05:00	83.9	
03/11/2020 17:06:00	84.0	
03/11/2020 17:07:00	83.7	

P&Z

Data Table - PHILLIPS_1

File:

Time MM/dd/yyyy hh:mm:ss	Chan 1 - PSI	Alm 1
03/11/2020 17:08:00	83.7	
03/11/2020 17:09:00	83.5	
03/11/2020 17:10:00	83.6	
03/11/2020 17:11:00	83.1	
03/11/2020 17:12:00	83.4	
03/11/2020 17:13:00	83.9	
03/11/2020 17:14:00	83.8	
03/11/2020 17:15:00	83.4	
03/11/2020 17:16:00	83.3	
03/11/2020 17:17:00	83.0	
03/11/2020 17:18:00	83.5	
03/11/2020 17:19:00	83.7	
03/11/2020 17:20:00	83.5	
03/11/2020 17:21:00	83.0	
03/11/2020 17:22:00	83.4	
03/11/2020 17:23:00	83.5	
03/11/2020 17:24:00	83.3	
03/11/2020 17:25:00	83.1	
03/11/2020 17:26:00	83.7	
03/11/2020 17:27:00	83.6	
03/11/2020 17:28:00	83.9	
03/11/2020 17:29:00	83.6	
03/11/2020 17:30:00	83.4	
03/11/2020 17:31:00	83.5	
03/11/2020 17:32:00	83.5	
03/11/2020 17:33:00	83.2	
03/11/2020 17:34:00	83.8	
03/11/2020 17:35:00	83.7	
03/11/2020 17:36:00	83.7	
03/11/2020 17:37:00	83.4	
03/11/2020 17:38:00	83.5	
03/11/2020 17:39:00	83.9	
03/11/2020 17:40:00	83.4	
03/11/2020 17:41:00	83.7	
03/11/2020 17:42:00	83.5	
03/11/2020 17:43:00	83.5	
03/11/2020 17:44:00	83.9	
03/11/2020 17:45:00	83.7	
03/11/2020 17:46:00	84.1	
03/11/2020 17:47:00	83.8	
03/11/2020 17:48:00	83.8	

P&Z

Data Table - PHILLIPS_1

File:

Time MM/dd/yyyy hh:mm:ss	Chan 1 - PSI	Alm 1
03/11/2020 17:49:00	83.3	
03/11/2020 17:50:00	83.5	
03/11/2020 17:51:00	83.5	
03/11/2020 17:52:00	83.3	
03/11/2020 17:53:00	83.3	
03/11/2020 17:54:00	83.5	
03/11/2020 17:55:00	83.5	
03/11/2020 17:56:00	83.7	
03/11/2020 17:57:00	83.7	
03/11/2020 17:58:00	83.1	
03/11/2020 17:59:00	83.9	
03/11/2020 18:00:00	83.6	
03/11/2020 18:01:00	83.3	
03/11/2020 18:02:00	83.7	
03/11/2020 18:03:00	83.3	
03/11/2020 18:04:00	83.7	
03/11/2020 18:05:00	83.3	
03/11/2020 18:06:00	83.1	
03/11/2020 18:07:00	83.5	
03/11/2020 18:08:00	83.5	
03/11/2020 18:09:00	83.7	
03/11/2020 18:10:00	83.2	
03/11/2020 18:11:00	82.9	
03/11/2020 18:12:00	83.6	
03/11/2020 18:13:00	83.0	
03/11/2020 18:14:00	83.3	
03/11/2020 18:15:00	83.3	
03/11/2020 18:16:00	83.3	
03/11/2020 18:17:00	83.2	
03/11/2020 18:18:00	82.9	
03/11/2020 18:19:00	82.8	
03/11/2020 18:20:00	83.5	
03/11/2020 18:21:00	83.3	
03/11/2020 18:22:00	83.6	
03/11/2020 18:23:00	83.5	
03/11/2020 18:24:00	83.2	
03/11/2020 18:25:00	82.9	
03/11/2020 18:26:00	83.0	
03/11/2020 18:27:00	83.0	
03/11/2020 18:28:00	83.4	
03/11/2020 18:29:00	83.3	

P&Z

Data Table - PHILLIPS_1

File:

Time MM/dd/yyyy hh:mm:ss	Chan 1 - PSI	Alm 1
03/11/2020 18:30:00	83.3	
03/11/2020 18:31:00	83.5	
03/11/2020 18:32:00	83.0	
03/11/2020 18:33:00	83.1	
03/11/2020 18:34:00	83.3	
03/11/2020 18:35:00	83.6	
03/11/2020 18:36:00	83.1	
03/11/2020 18:37:00	82.8	
03/11/2020 18:38:00	83.6	
03/11/2020 18:39:00	83.7	
03/11/2020 18:40:00	83.8	
03/11/2020 18:41:00	83.6	
03/11/2020 18:42:00	83.5	
03/11/2020 18:43:00	83.2	
03/11/2020 18:44:00	83.4	
03/11/2020 18:45:00	83.3	
03/11/2020 18:46:00	83.2	
03/11/2020 18:47:00	83.4	
03/11/2020 18:48:00	83.2	
03/11/2020 18:49:00	83.6	
03/11/2020 18:50:00	83.3	
03/11/2020 18:51:00	83.2	
03/11/2020 18:52:00	83.0	
03/11/2020 18:53:00	83.2	
03/11/2020 18:54:00	83.0	
03/11/2020 18:55:00	83.2	
03/11/2020 18:56:00	82.8	
03/11/2020 18:57:00	82.9	
03/11/2020 18:58:00	82.7	
03/11/2020 18:59:00	83.5	
03/11/2020 19:00:00	83.6	
03/11/2020 19:01:00	83.2	
03/11/2020 19:02:00	83.3	
03/11/2020 19:03:00	83.1	
03/11/2020 19:04:00	83.3	
03/11/2020 19:05:00	83.5	
03/11/2020 19:06:00	83.4	
03/11/2020 19:07:00	83.5	
03/11/2020 19:08:00	83.0	
03/11/2020 19:09:00	83.2	
03/11/2020 19:10:00	83.5	

P&Z

Data Table - PHILLIPS_1

File:

Time MM/dd/yyyy hh:mm:ss	Chan 1 - PSI	Alm 1
03/11/2020 19:11:00	83.0	
03/11/2020 19:12:00	83.3	
03/11/2020 19:13:00	83.2	
03/11/2020 19:14:00	83.2	
03/11/2020 19:15:00	83.3	
03/11/2020 19:16:00	83.0	
03/11/2020 19:17:00	82.9	
03/11/2020 19:18:00	83.2	
03/11/2020 19:19:00	83.1	
03/11/2020 19:20:00	83.0	
03/11/2020 19:21:00	83.2	
03/11/2020 19:22:00	83.5	
03/11/2020 19:23:00	83.2	
03/11/2020 19:24:00	83.3	
03/11/2020 19:25:00	83.1	
03/11/2020 19:26:00	83.0	
03/11/2020 19:27:00	83.1	
03/11/2020 19:28:00	83.3	
03/11/2020 19:29:00	83.1	
03/11/2020 19:30:00	82.6	
03/11/2020 19:31:00	82.8	
03/11/2020 19:32:00	83.2	
03/11/2020 19:33:00	83.1	
03/11/2020 19:34:00	83.4	
03/11/2020 19:35:00	83.5	
03/11/2020 19:36:00	83.6	
03/11/2020 19:37:00	83.2	
03/11/2020 19:38:00	83.3	
03/11/2020 19:39:00	83.0	
03/11/2020 19:40:00	82.9	
03/11/2020 19:41:00	83.2	
03/11/2020 19:42:00	82.9	
03/11/2020 19:43:00	82.8	
03/11/2020 19:44:00	82.9	
03/11/2020 19:45:00	83.3	
03/11/2020 19:46:00	83.1	
03/11/2020 19:47:00	82.6	
03/11/2020 19:48:00	83.3	
03/11/2020 19:49:00	83.0	
03/11/2020 19:50:00	83.0	
03/11/2020 19:51:00	83.2	

P&Z

Data Table - PHILLIPS_1

File:

Time MM/dd/yyyy hh:mm:ss	Chan 1 - PSI	Alm 1
03/11/2020 19:52:00	83.0	
03/11/2020 19:53:00	82.9	
03/11/2020 19:54:00	82.8	
03/11/2020 19:55:00	83.1	
03/11/2020 19:56:00	83.3	
03/11/2020 19:57:00	83.3	
03/11/2020 19:58:00	82.7	
03/11/2020 19:59:00	82.9	
03/11/2020 20:00:00	83.0	
03/11/2020 20:01:00	82.7	
03/11/2020 20:02:00	83.0	
03/11/2020 20:03:00	82.9	
03/11/2020 20:04:00	82.9	
03/11/2020 20:05:00	82.5	
03/11/2020 20:06:00	83.0	
03/11/2020 20:07:00	83.1	
03/11/2020 20:08:00	83.1	
03/11/2020 20:09:00	83.2	
03/11/2020 20:10:00	83.1	
03/11/2020 20:11:00	83.3	
03/11/2020 20:12:00	83.1	
03/11/2020 20:13:00	83.6	
03/11/2020 20:14:00	83.1	
03/11/2020 20:15:00	82.5	
03/11/2020 20:16:00	83.1	
03/11/2020 20:17:00	82.3	
03/11/2020 20:18:00	82.9	
03/11/2020 20:19:00	82.9	
03/11/2020 20:20:00	82.8	
03/11/2020 20:21:00	82.7	
03/11/2020 20:22:00	82.9	
03/11/2020 20:23:00	83.6	
03/11/2020 20:24:00	83.6	
03/11/2020 20:25:00	83.7	
03/11/2020 20:26:00	83.2	
03/11/2020 20:27:00	83.1	
03/11/2020 20:28:00	83.1	
03/11/2020 20:29:00	82.9	
03/11/2020 20:30:00	83.0	
03/11/2020 20:31:00	83.1	
03/11/2020 20:32:00	83.0	

P&Z

Data Table - PHILLIPS_1

File:

Time MM/dd/yyyy hh:mm:ss	Chan 1 - PSI	Alm 1
03/11/2020 20:33:00	83.2	
03/11/2020 20:34:00	82.9	
03/11/2020 20:35:00	83.0	
03/11/2020 20:36:00	82.9	
03/11/2020 20:37:00	83.3	
03/11/2020 20:38:00	83.5	
03/11/2020 20:39:00	83.3	
03/11/2020 20:40:00	83.3	
03/11/2020 20:41:00	83.2	
03/11/2020 20:42:00	83.4	
03/11/2020 20:43:00	83.2	
03/11/2020 20:44:00	83.3	
03/11/2020 20:45:00	83.6	
03/11/2020 20:46:00	83.8	
03/11/2020 20:47:00	83.8	
03/11/2020 20:48:00	83.5	
03/11/2020 20:49:00	83.1	
03/11/2020 20:50:00	83.4	
03/11/2020 20:51:00	83.3	
03/11/2020 20:52:00	83.6	
03/11/2020 20:53:00	83.6	
03/11/2020 20:54:00	83.3	
03/11/2020 20:55:00	83.6	
03/11/2020 20:56:00	83.6	
03/11/2020 20:57:00	83.3	
03/11/2020 20:58:00	83.5	
03/11/2020 20:59:00	83.7	
03/11/2020 21:00:00	83.5	
03/11/2020 21:01:00	83.1	
03/11/2020 21:02:00	75.7	
03/11/2020 21:03:00	78.5	
03/11/2020 21:04:00	78.7	
03/11/2020 21:05:00	78.6	
03/11/2020 21:06:00	78.9	
03/11/2020 21:07:00	78.6	
03/11/2020 21:08:00	79.1	
03/11/2020 21:09:00	78.7	
03/11/2020 21:10:00	78.6	
03/11/2020 21:11:00	78.7	
03/11/2020 21:12:00	78.8	
03/11/2020 21:13:00	78.6	

P&Z

Data Table - PHILLIPS_1

File:

Time MM/dd/yyyy hh:mm:ss	Chan 1 - PSI	Alm 1
03/11/2020 21:14:00	78.7	
03/11/2020 21:15:00	77.9	
03/11/2020 21:16:00	78.2	
03/11/2020 21:17:00	77.5	
03/11/2020 21:18:00	78.2	
03/11/2020 21:19:00	78.2	
03/11/2020 21:20:00	78.1	
03/11/2020 21:21:00	77.8	
03/11/2020 21:22:00	78.1	
03/11/2020 21:23:00	77.8	
03/11/2020 21:24:00	77.6	
03/11/2020 21:25:00	78.2	
03/11/2020 21:26:00	77.8	
03/11/2020 21:27:00	77.4	
03/11/2020 21:28:00	77.7	
03/11/2020 21:29:00	77.6	
03/11/2020 21:30:00	77.8	
03/11/2020 21:31:00	77.7	
03/11/2020 21:32:00	77.5	
03/11/2020 21:33:00	77.5	
03/11/2020 21:34:00	77.6	
03/11/2020 21:35:00	77.5	
03/11/2020 21:36:00	77.5	
03/11/2020 21:37:00	77.6	
03/11/2020 21:38:00	77.9	
03/11/2020 21:39:00	78.4	
03/11/2020 21:40:00	77.8	
03/11/2020 21:41:00	77.4	
03/11/2020 21:42:00	78.3	
03/11/2020 21:43:00	78.3	
03/11/2020 21:44:00	78.2	
03/11/2020 21:45:00	78.1	
03/11/2020 21:46:00	77.6	
03/11/2020 21:47:00	77.9	
03/11/2020 21:48:00	78.0	
03/11/2020 21:49:00	78.1	
03/11/2020 21:50:00	78.0	
03/11/2020 21:51:00	77.8	
03/11/2020 21:52:00	77.9	
03/11/2020 21:53:00	77.9	
03/11/2020 21:54:00	77.7	

P&Z

Data Table - PHILLIPS_1

File:

Time MM/dd/yyyy hh:mm:ss	Chan 1 - PSI	Alm 1
03/11/2020 21:55:00	77.6	
03/11/2020 21:56:00	77.7	
03/11/2020 21:57:00	77.8	
03/11/2020 21:58:00	77.2	
03/11/2020 21:59:00	77.9	
03/11/2020 22:00:00	77.9	
03/11/2020 22:01:00	78.1	
03/11/2020 22:02:00	77.6	
03/11/2020 22:03:00	77.1	
03/11/2020 22:04:00	77.1	
03/11/2020 22:05:00	77.4	
03/11/2020 22:06:00	77.3	
03/11/2020 22:07:00	77.8	
03/11/2020 22:08:00	77.6	
03/11/2020 22:09:00	77.7	
03/11/2020 22:10:00	77.5	
03/11/2020 22:11:00	77.6	
03/11/2020 22:12:00	77.7	
03/11/2020 22:13:00	77.7	
03/11/2020 22:14:00	77.2	
03/11/2020 22:15:00	77.8	
03/11/2020 22:16:00	78.2	
03/11/2020 22:17:00	78.1	
03/11/2020 22:18:00	77.6	
03/11/2020 22:19:00	77.5	
03/11/2020 22:20:00	77.4	
03/11/2020 22:21:00	77.6	
03/11/2020 22:22:00	77.5	
03/11/2020 22:23:00	77.8	
03/11/2020 22:24:00	77.6	
03/11/2020 22:25:00	77.8	
03/11/2020 22:26:00	77.9	
03/11/2020 22:27:00	78.1	
03/11/2020 22:28:00	77.9	
03/11/2020 22:29:00	77.7	
03/11/2020 22:30:00	78.1	
03/11/2020 22:31:00	78.3	
03/11/2020 22:32:00	78.3	
03/11/2020 22:33:00	77.6	
03/11/2020 22:34:00	77.8	
03/11/2020 22:35:00	77.5	

P&Z

Data Table - PHILLIPS_1

File:

Time MM/dd/yyyy hh:mm:ss	Chan 1 - PSI	Alm 1
03/11/2020 22:36:00	78.0	
03/11/2020 22:37:00	78.0	
03/11/2020 22:38:00	77.6	
03/11/2020 22:39:00	78.0	
03/11/2020 22:40:00	78.1	
03/11/2020 22:41:00	77.5	
03/11/2020 22:42:00	77.8	
03/11/2020 22:43:00	78.1	
03/11/2020 22:44:00	78.3	
03/11/2020 22:45:00	78.0	
03/11/2020 22:46:00	78.1	
03/11/2020 22:47:00	78.6	
03/11/2020 22:48:00	78.3	
03/11/2020 22:49:00	78.5	
03/11/2020 22:50:00	78.2	
03/11/2020 22:51:00	78.6	
03/11/2020 22:52:00	78.8	
03/11/2020 22:53:00	78.7	
03/11/2020 22:54:00	78.7	
03/11/2020 22:55:00	78.3	
03/11/2020 22:56:00	78.3	
03/11/2020 22:57:00	78.6	
03/11/2020 22:58:00	80.9	
03/11/2020 22:59:00	87.7	
03/11/2020 23:00:00	83.9	
03/11/2020 23:01:00	83.8	
03/11/2020 23:02:00	83.8	
03/11/2020 23:03:00	83.9	
03/11/2020 23:04:00	83.9	
03/11/2020 23:05:00	83.9	
03/11/2020 23:06:00	84.2	
03/11/2020 23:07:00	84.3	
03/11/2020 23:08:00	84.3	
03/11/2020 23:09:00	84.3	
03/11/2020 23:10:00	84.1	
03/11/2020 23:11:00	84.4	
03/11/2020 23:12:00	84.4	
03/11/2020 23:13:00	84.2	
03/11/2020 23:14:00	84.3	
03/11/2020 23:15:00	84.4	
03/11/2020 23:16:00	84.2	

P&Z

Data Table - PHILLIPS_1

File:

Time MM/dd/yyyy hh:mm:ss	Chan 1 - PSI	Alm 1
03/11/2020 23:17:00	84.5	
03/11/2020 23:18:00	84.3	
03/11/2020 23:19:00	84.4	
03/11/2020 23:20:00	84.3	
03/11/2020 23:21:00	84.0	
03/11/2020 23:22:00	84.1	
03/11/2020 23:23:00	84.4	
03/11/2020 23:24:00	84.4	
03/11/2020 23:25:00	84.3	
03/11/2020 23:26:00	84.4	
03/11/2020 23:27:00	84.2	
03/11/2020 23:28:00	84.3	
03/11/2020 23:29:00	84.4	
03/11/2020 23:30:00	84.4	
03/11/2020 23:31:00	84.3	
03/11/2020 23:32:00	84.4	
03/11/2020 23:33:00	84.2	
03/11/2020 23:34:00	84.2	
03/11/2020 23:35:00	84.1	
03/11/2020 23:36:00	84.2	
03/11/2020 23:37:00	83.9	
03/11/2020 23:38:00	84.2	
03/11/2020 23:39:00	84.4	
03/11/2020 23:40:00	84.3	
03/11/2020 23:41:00	84.3	
03/11/2020 23:42:00	84.3	
03/11/2020 23:43:00	84.3	
03/11/2020 23:44:00	84.3	
03/11/2020 23:45:00	83.9	
03/11/2020 23:46:00	83.9	
03/11/2020 23:47:00	84.1	
03/11/2020 23:48:00	84.0	
03/11/2020 23:49:00	84.3	
03/11/2020 23:50:00	84.0	
03/11/2020 23:51:00	84.2	
03/11/2020 23:52:00	84.4	
03/11/2020 23:53:00	84.4	
03/11/2020 23:54:00	84.4	
03/11/2020 23:55:00	84.0	
03/11/2020 23:56:00	84.4	
03/11/2020 23:57:00	84.4	

P&Z

Data Table - PHILLIPS_1

File:

Time MM/dd/yyyy hh:mm:ss	Chan 1 - PSI	Alm 1
03/11/2020 23:58:00	84.4	
03/11/2020 23:59:00	84.4	
03/12/2020 00:00:00	84.2	
03/12/2020 00:01:00	83.8	
03/12/2020 00:02:00	84.0	
03/12/2020 00:03:00	83.8	
03/12/2020 00:04:00	83.7	
03/12/2020 00:05:00	83.9	
03/12/2020 00:06:00	83.8	
03/12/2020 00:07:00	84.1	
03/12/2020 00:08:00	83.9	
03/12/2020 00:09:00	83.8	
03/12/2020 00:10:00	83.9	
03/12/2020 00:11:00	83.9	
03/12/2020 00:12:00	84.2	
03/12/2020 00:13:00	84.0	
03/12/2020 00:14:00	84.2	
03/12/2020 00:15:00	84.1	
03/12/2020 00:16:00	84.1	
03/12/2020 00:17:00	83.9	
03/12/2020 00:18:00	83.8	
03/12/2020 00:19:00	83.9	
03/12/2020 00:20:00	84.3	
03/12/2020 00:21:00	84.1	
03/12/2020 00:22:00	84.4	
03/12/2020 00:23:00	84.1	
03/12/2020 00:24:00	84.3	
03/12/2020 00:25:00	84.4	
03/12/2020 00:26:00	84.3	
03/12/2020 00:27:00	83.9	
03/12/2020 00:28:00	84.3	
03/12/2020 00:29:00	84.4	
03/12/2020 00:30:00	84.5	
03/12/2020 00:31:00	84.2	
03/12/2020 00:32:00	84.1	
03/12/2020 00:33:00	84.1	
03/12/2020 00:34:00	84.4	
03/12/2020 00:35:00	84.4	
03/12/2020 00:36:00	84.5	
03/12/2020 00:37:00	84.4	
03/12/2020 00:38:00	84.5	

P&Z

Data Table - PHILLIPS_1

File:

Time MM/dd/yyyy hh:mm:ss	Chan 1 - PSI	Alm 1
03/12/2020 00:39:00	84.3	
03/12/2020 00:40:00	84.6	
03/12/2020 00:41:00	84.3	
03/12/2020 00:42:00	84.3	
03/12/2020 00:43:00	84.2	
03/12/2020 00:44:00	84.5	
03/12/2020 00:45:00	84.5	
03/12/2020 00:46:00	84.6	
03/12/2020 00:47:00	83.9	
03/12/2020 00:48:00	84.4	
03/12/2020 00:49:00	84.4	
03/12/2020 00:50:00	84.1	
03/12/2020 00:51:00	84.0	
03/12/2020 00:52:00	84.6	
03/12/2020 00:53:00	84.5	
03/12/2020 00:54:00	84.4	
03/12/2020 00:55:00	84.4	
03/12/2020 00:56:00	84.3	
03/12/2020 00:57:00	83.9	
03/12/2020 00:58:00	84.1	
03/12/2020 00:59:00	84.0	
03/12/2020 01:00:00	83.7	
03/12/2020 01:01:00	82.9	
03/12/2020 01:02:00	83.7	
03/12/2020 01:03:00	82.6	
03/12/2020 01:04:00	82.7	
03/12/2020 01:05:00	83.2	
03/12/2020 01:06:00	82.7	
03/12/2020 01:07:00	83.0	
03/12/2020 01:08:00	82.6	
03/12/2020 01:09:00	82.9	
03/12/2020 01:10:00	83.0	
03/12/2020 01:11:00	82.7	
03/12/2020 01:12:00	83.0	
03/12/2020 01:13:00	83.3	
03/12/2020 01:14:00	83.2	
03/12/2020 01:15:00	82.9	
03/12/2020 01:16:00	82.9	
03/12/2020 01:17:00	83.3	
03/12/2020 01:18:00	83.4	
03/12/2020 01:19:00	83.1	

P&Z

Data Table - PHILLIPS_1

File:

Time MM/dd/yyyy hh:mm:ss	Chan 1 - PSI	Alm 1
03/12/2020 01:20:00	83.5	
03/12/2020 01:21:00	83.7	
03/12/2020 01:22:00	83.9	
03/12/2020 01:23:00	83.7	
03/12/2020 01:24:00	83.5	
03/12/2020 01:25:00	83.4	
03/12/2020 01:26:00	83.5	
03/12/2020 01:27:00	83.8	
03/12/2020 01:28:00	83.9	
03/12/2020 01:29:00	83.9	
03/12/2020 01:30:00	83.5	
03/12/2020 01:31:00	83.3	
03/12/2020 01:32:00	83.2	
03/12/2020 01:33:00	83.4	
03/12/2020 01:34:00	83.1	
03/12/2020 01:35:00	82.9	
03/12/2020 01:36:00	83.4	
03/12/2020 01:37:00	83.5	
03/12/2020 01:38:00	83.7	
03/12/2020 01:39:00	83.7	
03/12/2020 01:40:00	83.7	
03/12/2020 01:41:00	83.9	
03/12/2020 01:42:00	83.7	
03/12/2020 01:43:00	83.6	
03/12/2020 01:44:00	83.7	
03/12/2020 01:45:00	84.0	
03/12/2020 01:46:00	83.7	
03/12/2020 01:47:00	83.6	
03/12/2020 01:48:00	84.0	
03/12/2020 01:49:00	83.8	
03/12/2020 01:50:00	83.6	
03/12/2020 01:51:00	83.3	
03/12/2020 01:52:00	83.4	
03/12/2020 01:53:00	83.6	
03/12/2020 01:54:00	83.8	
03/12/2020 01:55:00	83.6	
03/12/2020 01:56:00	83.4	
03/12/2020 01:57:00	83.1	
03/12/2020 01:58:00	83.5	
03/12/2020 01:59:00	83.1	
03/12/2020 02:00:00	83.5	

P&Z

Data Table - PHILLIPS_1

File:

Time MM/dd/yyyy hh:mm:ss	Chan 1 - PSI	Alm 1
03/12/2020 02:01:00	82.4	
03/12/2020 02:02:00	82.7	
03/12/2020 02:03:00	83.0	
03/12/2020 02:04:00	82.6	
03/12/2020 02:05:00	82.4	
03/12/2020 02:06:00	82.0	
03/12/2020 02:07:00	82.0	
03/12/2020 02:08:00	82.4	
03/12/2020 02:09:00	83.0	
03/12/2020 02:10:00	82.3	
03/12/2020 02:11:00	82.0	
03/12/2020 02:12:00	82.3	
03/12/2020 02:13:00	82.1	
03/12/2020 02:14:00	82.0	
03/12/2020 02:15:00	82.1	
03/12/2020 02:16:00	82.7	
03/12/2020 02:17:00	82.4	
03/12/2020 02:18:00	82.3	
03/12/2020 02:19:00	82.2	
03/12/2020 02:20:00	82.3	
03/12/2020 02:21:00	82.3	
03/12/2020 02:22:00	82.3	
03/12/2020 02:23:00	82.2	
03/12/2020 02:24:00	82.3	
03/12/2020 02:25:00	82.6	
03/12/2020 02:26:00	82.5	
03/12/2020 02:27:00	82.9	
03/12/2020 02:28:00	82.8	
03/12/2020 02:29:00	82.7	
03/12/2020 02:30:00	82.9	
03/12/2020 02:31:00	82.2	
03/12/2020 02:32:00	82.5	
03/12/2020 02:33:00	82.5	
03/12/2020 02:34:00	82.1	
03/12/2020 02:35:00	82.5	
03/12/2020 02:36:00	82.7	
03/12/2020 02:37:00	82.7	
03/12/2020 02:38:00	82.6	
03/12/2020 02:39:00	82.7	
03/12/2020 02:40:00	82.5	
03/12/2020 02:41:00	82.3	

P&Z

Data Table - PHILLIPS_1

File:

Time MM/dd/yyyy hh:mm:ss	Chan 1 - PSI	Alm 1
03/12/2020 02:42:00	82.3	
03/12/2020 02:43:00	82.2	
03/12/2020 02:44:00	82.1	
03/12/2020 02:45:00	82.2	
03/12/2020 02:46:00	82.2	
03/12/2020 02:47:00	82.2	
03/12/2020 02:48:00	82.7	
03/12/2020 02:49:00	82.8	
03/12/2020 02:50:00	82.8	
03/12/2020 02:51:00	83.0	
03/12/2020 02:52:00	82.4	
03/12/2020 02:53:00	82.4	
03/12/2020 02:54:00	82.3	
03/12/2020 02:55:00	82.1	
03/12/2020 02:56:00	82.1	
03/12/2020 02:57:00	81.7	
03/12/2020 02:58:00	82.0	
03/12/2020 02:59:00	81.6	
03/12/2020 03:00:00	81.2	
03/12/2020 03:01:00	81.3	
03/12/2020 03:02:00	81.2	
03/12/2020 03:03:00	80.3	
03/12/2020 03:04:00	80.7	
03/12/2020 03:05:00	80.5	
03/12/2020 03:06:00	80.7	
03/12/2020 03:07:00	80.2	
03/12/2020 03:08:00	80.3	
03/12/2020 03:09:00	80.7	
03/12/2020 03:10:00	80.7	
03/12/2020 03:11:00	80.3	
03/12/2020 03:12:00	80.4	
03/12/2020 03:13:00	80.3	
03/12/2020 03:14:00	79.8	
03/12/2020 03:15:00	80.3	
03/12/2020 03:16:00	80.8	
03/12/2020 03:17:00	81.4	
03/12/2020 03:18:00	81.3	
03/12/2020 03:19:00	80.6	
03/12/2020 03:20:00	80.5	
03/12/2020 03:21:00	80.6	
03/12/2020 03:22:00	80.7	

P&Z

Data Table - PHILLIPS_1

File:

Time MM/dd/yyyy hh:mm:ss	Chan 1 - PSI	Alm 1
03/12/2020 03:23:00	80.4	
03/12/2020 03:24:00	79.8	
03/12/2020 03:25:00	79.9	
03/12/2020 03:26:00	79.8	
03/12/2020 03:27:00	79.7	
03/12/2020 03:28:00	80.2	
03/12/2020 03:29:00	80.5	
03/12/2020 03:30:00	80.2	
03/12/2020 03:31:00	79.9	
03/12/2020 03:32:00	79.9	
03/12/2020 03:33:00	79.5	
03/12/2020 03:34:00	79.6	
03/12/2020 03:35:00	80.1	
03/12/2020 03:36:00	80.2	
03/12/2020 03:37:00	80.0	
03/12/2020 03:38:00	79.9	
03/12/2020 03:39:00	80.3	
03/12/2020 03:40:00	80.7	
03/12/2020 03:41:00	80.4	
03/12/2020 03:42:00	80.8	
03/12/2020 03:43:00	80.4	
03/12/2020 03:44:00	80.6	
03/12/2020 03:45:00	79.9	
03/12/2020 03:46:00	79.7	
03/12/2020 03:47:00	79.9	
03/12/2020 03:48:00	79.9	
03/12/2020 03:49:00	79.8	
03/12/2020 03:50:00	79.9	
03/12/2020 03:51:00	79.7	
03/12/2020 03:52:00	80.0	
03/12/2020 03:53:00	80.6	
03/12/2020 03:54:00	80.4	
03/12/2020 03:55:00	79.6	
03/12/2020 03:56:00	79.7	
03/12/2020 03:57:00	81.0	
03/12/2020 03:58:00	79.8	
03/12/2020 03:59:00	83.2	
03/12/2020 04:00:00	81.6	
03/12/2020 04:01:00	80.6	
03/12/2020 04:02:00	80.5	
03/12/2020 04:03:00	81.0	

P&Z

Data Table - PHILLIPS_1

File:

Time MM/dd/yyyy hh:mm:ss	Chan 1 - PSI	Alm 1
03/12/2020 04:04:00	80.4	
03/12/2020 04:05:00	80.4	
03/12/2020 04:06:00	80.4	
03/12/2020 04:07:00	80.4	
03/12/2020 04:08:00	79.9	
03/12/2020 04:09:00	79.9	
03/12/2020 04:10:00	79.9	
03/12/2020 04:11:00	79.6	
03/12/2020 04:12:00	79.9	
03/12/2020 04:13:00	80.1	
03/12/2020 04:14:00	79.9	
03/12/2020 04:15:00	79.8	
03/12/2020 04:16:00	79.7	
03/12/2020 04:17:00	79.7	
03/12/2020 04:18:00	80.1	
03/12/2020 04:19:00	79.7	
03/12/2020 04:20:00	79.7	
03/12/2020 04:21:00	79.9	
03/12/2020 04:22:00	80.1	
03/12/2020 04:23:00	79.8	
03/12/2020 04:24:00	79.6	
03/12/2020 04:25:00	80.0	
03/12/2020 04:26:00	80.2	
03/12/2020 04:27:00	80.3	
03/12/2020 04:28:00	80.1	
03/12/2020 04:29:00	80.2	
03/12/2020 04:30:00	80.4	
03/12/2020 04:31:00	80.1	
03/12/2020 04:32:00	80.6	
03/12/2020 04:33:00	80.8	
03/12/2020 04:34:00	80.3	
03/12/2020 04:35:00	80.6	
03/12/2020 04:36:00	80.8	
03/12/2020 04:37:00	81.0	
03/12/2020 04:38:00	80.6	
03/12/2020 04:39:00	80.9	
03/12/2020 04:40:00	80.4	
03/12/2020 04:41:00	80.1	
03/12/2020 04:42:00	80.8	
03/12/2020 04:43:00	80.4	
03/12/2020 04:44:00	80.9	

P&Z

Data Table - PHILLIPS_1

File:

Time MM/dd/yyyy hh:mm:ss	Chan 1 - PSI	Alm 1
03/12/2020 04:45:00	81.1	
03/12/2020 04:46:00	80.8	
03/12/2020 04:47:00	80.8	
03/12/2020 04:48:00	80.8	
03/12/2020 04:49:00	80.9	
03/12/2020 04:50:00	80.4	
03/12/2020 04:51:00	80.5	
03/12/2020 04:52:00	80.2	
03/12/2020 04:53:00	80.4	
03/12/2020 04:54:00	80.1	
03/12/2020 04:55:00	79.9	
03/12/2020 04:56:00	80.2	
03/12/2020 04:57:00	79.7	
03/12/2020 04:58:00	79.4	
03/12/2020 04:59:00	79.5	
03/12/2020 05:00:00	79.3	
03/12/2020 05:01:00	79.2	
03/12/2020 05:02:00	79.2	
03/12/2020 05:03:00	78.8	
03/12/2020 05:04:00	78.8	
03/12/2020 05:05:00	78.9	
03/12/2020 05:06:00	78.8	
03/12/2020 05:07:00	78.6	
03/12/2020 05:08:00	78.4	
03/12/2020 05:09:00	78.5	
03/12/2020 05:10:00	78.9	
03/12/2020 05:11:00	78.8	
03/12/2020 05:12:00	78.8	
03/12/2020 05:13:00	78.7	
03/12/2020 05:14:00	79.0	
03/12/2020 05:15:00	78.6	
03/12/2020 05:16:00	78.7	
03/12/2020 05:17:00	79.0	
03/12/2020 05:18:00	78.6	
03/12/2020 05:19:00	78.7	
03/12/2020 05:20:00	78.7	
03/12/2020 05:21:00	78.8	
03/12/2020 05:22:00	78.7	
03/12/2020 05:23:00	78.9	
03/12/2020 05:24:00	79.1	
03/12/2020 05:25:00	79.5	

P&Z

Data Table - PHILLIPS_1

File:

Time MM/dd/yyyy hh:mm:ss	Chan 1 - PSI	Alm 1
03/12/2020 05:26:00	79.2	
03/12/2020 05:27:00	79.9	
03/12/2020 05:28:00	79.9	
03/12/2020 05:29:00	80.2	
03/12/2020 05:30:00	79.5	
03/12/2020 05:31:00	79.5	
03/12/2020 05:32:00	79.7	
03/12/2020 05:33:00	79.6	
03/12/2020 05:34:00	79.2	
03/12/2020 05:35:00	79.3	
03/12/2020 05:36:00	79.2	
03/12/2020 05:37:00	79.7	
03/12/2020 05:38:00	79.9	
03/12/2020 05:39:00	80.1	
03/12/2020 05:40:00	79.9	
03/12/2020 05:41:00	80.2	
03/12/2020 05:42:00	80.2	
03/12/2020 05:43:00	80.2	
03/12/2020 05:44:00	80.5	
03/12/2020 05:45:00	80.4	
03/12/2020 05:46:00	80.2	
03/12/2020 05:47:00	80.0	
03/12/2020 05:48:00	79.9	
03/12/2020 05:49:00	79.9	
03/12/2020 05:50:00	80.0	
03/12/2020 05:51:00	80.4	
03/12/2020 05:52:00	80.4	
03/12/2020 05:53:00	80.6	
03/12/2020 05:54:00	80.0	
03/12/2020 05:55:00	80.7	
03/12/2020 05:56:00	80.3	
03/12/2020 05:57:00	80.2	
03/12/2020 05:58:00	80.1	
03/12/2020 05:59:00	80.4	
03/12/2020 06:00:00	79.9	
03/12/2020 06:01:00	80.1	
03/12/2020 06:02:00	79.7	
03/12/2020 06:03:00	79.7	
03/12/2020 06:04:00	79.6	
03/12/2020 06:05:00	79.5	
03/12/2020 06:06:00	79.5	

P&Z

Data Table - PHILLIPS_1

File:

Time MM/dd/yyyy hh:mm:ss	Chan 1 - PSI	Alm 1
03/12/2020 06:07:00	79.2	
03/12/2020 06:08:00	79.8	
03/12/2020 06:09:00	80.1	
03/12/2020 06:10:00	79.7	
03/12/2020 06:11:00	79.5	
03/12/2020 06:12:00	79.9	
03/12/2020 06:13:00	80.2	
03/12/2020 06:14:00	80.2	
03/12/2020 06:15:00	80.5	
03/12/2020 06:16:00	80.1	
03/12/2020 06:17:00	80.6	
03/12/2020 06:18:00	80.3	
03/12/2020 06:19:00	80.6	
03/12/2020 06:20:00	80.7	
03/12/2020 06:21:00	81.2	
03/12/2020 06:22:00	81.5	
03/12/2020 06:23:00	81.1	
03/12/2020 06:24:00	81.6	
03/12/2020 06:25:00	81.5	
03/12/2020 06:26:00	81.0	
03/12/2020 06:27:00	81.5	
03/12/2020 06:28:00	81.8	
03/12/2020 06:29:00	81.4	
03/12/2020 06:30:00	81.7	
03/12/2020 06:31:00	81.5	
03/12/2020 06:32:00	81.4	
03/12/2020 06:33:00	81.3	
03/12/2020 06:34:00	81.0	
03/12/2020 06:35:00	80.9	
03/12/2020 06:36:00	81.0	
03/12/2020 06:37:00	80.8	
03/12/2020 06:38:00	80.8	
03/12/2020 06:39:00	81.2	
03/12/2020 06:40:00	81.3	
03/12/2020 06:41:00	81.3	
03/12/2020 06:42:00	81.2	
03/12/2020 06:43:00	81.3	
03/12/2020 06:44:00	81.8	
03/12/2020 06:45:00	81.8	
03/12/2020 06:46:00	82.0	
03/12/2020 06:47:00	81.7	

P&Z

Data Table - PHILLIPS_1

File:

Time MM/dd/yyyy hh:mm:ss	Chan 1 - PSI	Alm 1
03/12/2020 06:48:00	82.2	
03/12/2020 06:49:00	82.0	
03/12/2020 06:50:00	81.8	
03/12/2020 06:51:00	81.5	
03/12/2020 06:52:00	81.8	
03/12/2020 06:53:00	81.6	
03/12/2020 06:54:00	81.7	
03/12/2020 06:55:00	81.9	
03/12/2020 06:56:00	82.4	
03/12/2020 06:57:00	82.5	
03/12/2020 06:58:00	82.4	
03/12/2020 06:59:00	82.3	
03/12/2020 07:00:00	82.5	
03/12/2020 07:01:00	81.9	
03/12/2020 07:02:00	82.3	
03/12/2020 07:03:00	82.5	
03/12/2020 07:04:00	82.6	
03/12/2020 07:05:00	82.7	
03/12/2020 07:06:00	82.8	
03/12/2020 07:07:00	82.6	
03/12/2020 07:08:00	82.6	
03/12/2020 07:09:00	83.2	
03/12/2020 07:10:00	83.2	
03/12/2020 07:11:00	83.3	
03/12/2020 07:12:00	83.1	
03/12/2020 07:13:00	83.1	
03/12/2020 07:14:00	83.0	
03/12/2020 07:15:00	82.8	
03/12/2020 07:16:00	82.9	
03/12/2020 07:17:00	82.5	
03/12/2020 07:18:00	82.8	
03/12/2020 07:19:00	82.7	
03/12/2020 07:20:00	83.2	
03/12/2020 07:21:00	82.9	
03/12/2020 07:22:00	83.0	
03/12/2020 07:23:00	83.1	
03/12/2020 07:24:00	83.3	
03/12/2020 07:25:00	83.0	
03/12/2020 07:26:00	83.4	
03/12/2020 07:27:00	83.3	
03/12/2020 07:28:00	82.6	

P&Z

Data Table - PHILLIPS_1

File:

Time MM/dd/yyyy hh:mm:ss	Chan 1 - PSI	Alm 1
03/12/2020 07:29:00	82.9	
03/12/2020 07:30:00	82.8	
03/12/2020 07:31:00	83.5	
03/12/2020 07:32:00	83.1	
03/12/2020 07:33:00	83.6	
03/12/2020 07:34:00	83.5	
03/12/2020 07:35:00	83.3	
03/12/2020 07:36:00	83.5	
03/12/2020 07:37:00	83.3	
03/12/2020 07:38:00	83.1	
03/12/2020 07:39:00	83.4	
03/12/2020 07:40:00	83.5	
03/12/2020 07:41:00	83.3	
03/12/2020 07:42:00	83.2	
03/12/2020 07:43:00	84.0	
03/12/2020 07:44:00	83.6	
03/12/2020 07:45:00	83.7	
03/12/2020 07:46:00	83.7	
03/12/2020 07:47:00	83.4	
03/12/2020 07:48:00	83.4	
03/12/2020 07:49:00	83.3	
03/12/2020 07:50:00	83.5	
03/12/2020 07:51:00	83.7	
03/12/2020 07:52:00	83.8	
03/12/2020 07:53:00	83.5	
03/12/2020 07:54:00	83.3	
03/12/2020 07:55:00	83.4	
03/12/2020 07:56:00	83.2	
03/12/2020 07:57:00	83.1	
03/12/2020 07:58:00	83.2	
03/12/2020 07:59:00	83.1	
03/12/2020 08:00:00	83.7	
03/12/2020 08:01:00	83.4	
03/12/2020 08:02:00	83.2	
03/12/2020 08:03:00	82.9	
03/12/2020 08:04:00	83.6	
03/12/2020 08:05:00	83.5	
03/12/2020 08:06:00	83.2	
03/12/2020 08:07:00	83.6	
03/12/2020 08:08:00	83.6	
03/12/2020 08:09:00	83.6	

P&Z

Data Table - PHILLIPS_1

File:

Time MM/dd/yyyy hh:mm:ss	Chan 1 - PSI	Alm 1
03/12/2020 08:10:00	80.8	
03/12/2020 08:11:00	80.8	
03/12/2020 08:12:00	75.5	
03/12/2020 08:13:00	83.4	
03/12/2020 08:14:00	81.7	
03/12/2020 08:15:00	81.3	
03/12/2020 08:16:00	83.3	
03/12/2020 08:17:00	56.2	
03/12/2020 08:18:00	17.1	
03/12/2020 08:19:00	8.0	
03/12/2020 08:20:00	5.0	
03/12/2020 08:21:00	0.1	
03/12/2020 08:22:00	-0.2	
03/12/2020 08:23:00	-0.2	
03/12/2020 08:24:00	-0.2	
03/12/2020 08:25:00	-0.2	
03/12/2020 08:26:00	-0.2	
03/12/2020 08:27:00	-0.2	
03/12/2020 08:28:00	-0.2	
03/12/2020 08:29:00	-0.2	
03/12/2020 08:30:00	-0.2	
03/12/2020 08:31:00	-0.2	
03/12/2020 08:32:00	-0.2	
03/12/2020 08:33:00	-0.2	
03/12/2020 08:34:00	-0.2	
03/12/2020 08:35:00	-0.2	
03/12/2020 08:36:00	-0.2	
03/12/2020 08:37:00	-0.2	
03/12/2020 08:38:00	-0.2	
03/12/2020 08:39:00	-0.2	
03/12/2020 08:40:00	-0.2	
03/12/2020 08:41:00	-0.2	
03/12/2020 08:42:00	-0.2	
03/12/2020 08:43:00	-0.2	
03/12/2020 08:44:00	-0.2	
03/12/2020 08:45:00	-0.2	
03/12/2020 08:46:00	-0.2	
03/12/2020 08:47:00	-0.1	
03/12/2020 08:48:00	-0.1	
03/12/2020 08:49:00	-0.1	
03/12/2020 08:50:00	-0.1	

P&Z

Data Table - PHILLIPS_1

File:

Time MM/dd/yyyy hh:mm:ss	Chan 1 - PSI	Alm 1
03/12/2020 08:51:00	-0.1	
03/12/2020 08:52:00	-0.1	
03/12/2020 08:53:00	-0.1	
03/12/2020 08:54:00	-0.1	
03/12/2020 08:55:00	-0.1	
03/12/2020 08:56:00	-0.1	
03/12/2020 08:57:00	-0.1	
03/12/2020 08:58:00	-0.1	
03/12/2020 08:59:00	-0.1	
03/12/2020 09:00:00	-0.1	
03/12/2020 09:01:00	-0.1	
03/12/2020 09:02:00	-0.1	
03/12/2020 09:03:00	-0.1	
03/12/2020 09:04:00	-0.1	
03/12/2020 09:05:00	-0.1	
03/12/2020 09:06:00	-0.1	
03/12/2020 09:07:00	-0.1	
03/12/2020 09:08:00	-0.1	
03/12/2020 09:09:00	-0.1	
03/12/2020 09:10:00	-0.1	
03/12/2020 09:11:00	-0.1	
03/12/2020 09:12:00	-0.1	
03/12/2020 09:13:00	-0.1	
03/12/2020 09:14:00	-0.1	
03/12/2020 09:15:00	0.0	
03/12/2020 09:16:00	0.1	
03/12/2020 09:17:00	0.1	
03/12/2020 09:18:00	0.1	
03/12/2020 09:19:00	0.1	
03/12/2020 09:20:00	0.1	
03/12/2020 09:21:00	0.1	
03/12/2020 09:22:00	0.1	
03/12/2020 09:23:00	0.1	
03/12/2020 09:24:00	0.1	
03/12/2020 09:25:00	0.1	
03/12/2020 09:26:00	0.1	
03/12/2020 09:27:00	0.1	
03/12/2020 09:28:00	0.1	
03/12/2020 09:29:00	0.1	
03/12/2020 09:30:00	0.1	
03/12/2020 09:31:00	0.1	

P&Z

Data Table - PHILLIPS_1

File:

Time MM/dd/yyyy hh:mm:ss	Chan 1 - PSI	Alm 1
03/12/2020 09:32:00	0.1	
03/12/2020 09:33:00	0.1	
03/12/2020 09:34:00	0.1	
03/12/2020 09:35:00	0.1	
03/12/2020 09:36:00	0.1	
03/12/2020 09:37:00	0.1	
03/12/2020 09:38:00	0.2	
03/12/2020 09:39:00	0.2	
03/12/2020 09:40:00	0.2	
03/12/2020 09:41:00	0.2	
03/12/2020 09:42:00	0.2	
03/12/2020 09:43:00	0.2	
03/12/2020 09:44:00	0.2	
03/12/2020 09:45:00	0.2	
03/12/2020 09:46:00	0.2	
03/12/2020 09:47:00	0.2	
03/12/2020 09:48:00	0.2	
03/12/2020 09:49:00	0.2	
03/12/2020 09:50:00	0.2	
03/12/2020 09:51:00	0.2	
03/12/2020 09:52:00	0.2	
03/12/2020 09:53:00	0.2	
03/12/2020 09:54:00	0.2	
03/12/2020 09:55:00	0.2	
03/12/2020 09:56:00	0.2	
03/12/2020 09:57:00	0.2	
03/12/2020 09:58:00	0.2	
03/12/2020 09:59:00	0.2	
03/12/2020 10:00:00	0.2	
03/12/2020 10:01:00	0.2	
03/12/2020 10:02:00	0.2	
03/12/2020 10:03:00	0.2	
03/12/2020 10:04:00	0.2	
03/12/2020 10:05:00	0.2	
03/12/2020 10:06:00	0.2	
03/12/2020 10:07:00	0.2	
03/12/2020 10:08:00	0.2	